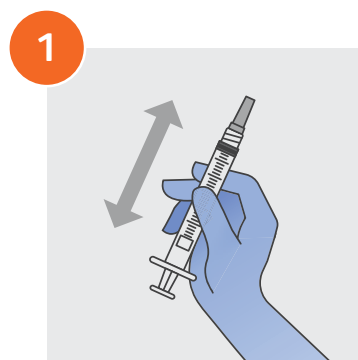


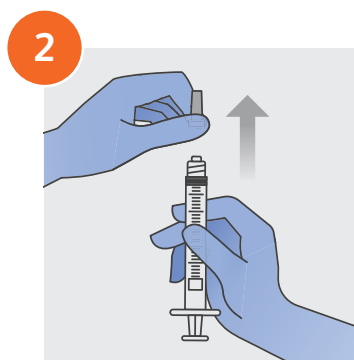
Quick Reference Guide

Administering a vaccine from a prefilled syringe

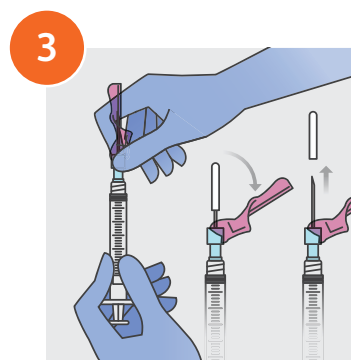
Always refer to package inserts for detailed instructions when preparing and administering vaccines. In general, follow the steps below:



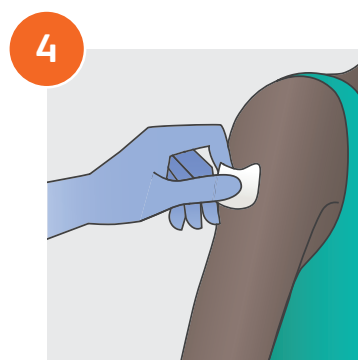
1 Shake syringe thoroughly



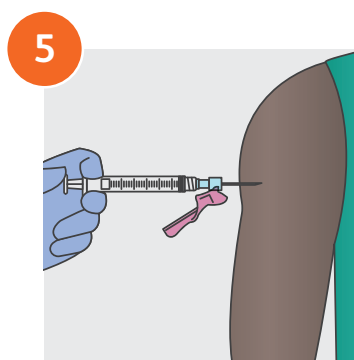
2 Remove syringe tip cover



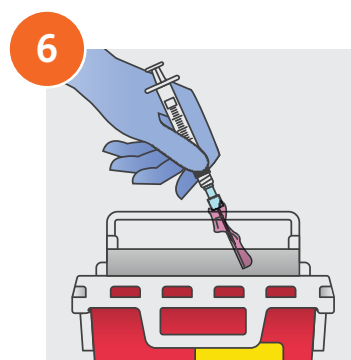
3 Assemble needle and syringe, then uncap needle



4 Clean skin with alcohol swab



5 Inject patient with vaccine



6 Dispose of device and components



Before any patient contact, ensure you have the personal protective equipment (PPE) required by your institution's policies/procedures.

Remember: Follow your institution's policies/procedures for aseptic technique and skin preparation and for safe disposal of all medical waste.

Please consult Instructions for Use on the package or package insert for important safety information. This guide is not intended as a replacement for the detailed information contained in the IFU.